



4 5 ° H O P P E R B I N S




BROCK

BROCK Quality Means Secure Storage, More For Your Money

**More Features
Provide You
With Added Value**

Whether your needs include wet holding bins, seed storage bins, overhead gravity-flow tanks, blending tanks, or a bin for tempering your grain after drying, Brock's hopper-bottom bins are the bins of choice for today's modern grain producer. Some of the features you get with BROCK® Bins include:

- ◆ More models and choices – from 9 feet (2.7 meters) in diameter to a 21-foot (6.4-meter) diameter hopper-bottom holding bin with a maximum storage capacity of 5,800 bushels (190 cubic meters).
- ◆ Sturdy gravity-flow hopper bottom aids the unloading of many wet or dry whole kernel grains.
- ◆ A wide variety of optional Brock components (sidewall ladders and safety cages, hopper access doors, roof vents, ventilation fans, and others) is available.
- ◆ Brock's five-year warranty for grain storage bins.
- ◆ Grain system planning assistance.



Sturdy "X" bracing between legs gives additional bin strength. Bracing is simple to assemble and offers easy access to boot.



Bin legs are formed from all-galvanized steel for superior fit, durability, and strength.



Side ladders allow plenty of space between rungs and bin wall for a secure footing.




BROCK Quality Accessories




High strength Grade #8.2 bin assembly bolts are available with either the JS-500® rust-resistant coating or rust-proof polypropylene-encapsulated head.



A grain bin-style roof with a higher load rating is standard on larger diameter hopper bin models; economical hopper bin-style roof is standard for smaller models.



A variety of options for bin boots and auger systems is available.



Gravity roof ventilators provide free air movement into the bin. Round mushroom-style (shown) and elbow-style vents are available.



BROCK® Field-Proven GUARDIAN™ Fans are designed for maximum in-bin aeration efficiency.



The hopper's discharge opening may be equipped with heavy-duty rack and pinion or roller unloading gates.



Patented **BROCK®** Eave-Vent System provides more total bin ventilation and eliminates roof cuts.



Brock's **ACCESS PLUS®** Hopper Access Door gives easy access to the interior of the holding bin.



Ladder Safety Cage is standard for ladders on bins with an eave height of over 20 feet (6.1 meters).

U N M A T C H E D C H O I C E S

More Models To Meet Your Needs

This is a sampling of the many holding bin sizes Brock offers.

DIAMETER		MODEL NUMBER	HOPPER ANGLE	MAXIMUM CAPACITY*		OVERALL HEIGHT	
FEET	METERS			BUSHEL	M ³	FT. / IN.	METERS
9	2.7	45-00931	45	256	8.5	11' -10"	3.6
		45-00932	45	392	12.9	14' -6"	4.4
		45-00933	45	528	17.4	17' -2"	5.2
		45-00934	45	665	22.0	19' -10"	6.0
		45-00935	45	800	26.4	22' -6"	6.9
		45-00936	45	935	30.9	25' -2"	7.7
		45-00937	45	1072	35.4	27' -10"	8.5
12	3.7	45-01231	45	525	17.3	14' -2"	4.3
		45-01232	45	765	25.3	16' -10"	5.1
		45-01233	45	1005	33.2	19' -6"	5.9
		45-01234	45	1245	41.1	22' -2"	6.8
		45-01235	45	1485	49.0	24' -10"	7.6
		45-01236	45	1725	57.0	27' -6"	8.4
		45-01237	45	1964	64.8	30' -2"	9.2
12	3.7	45-01201	60	710	23.4	19' -5"	5.9
		45-01202	60	949	31.3	22' -1"	6.7
		45-01203	60	1188	39.2	24' -9"	7.5
		45-01204	60	1426	47.1	27' -5"	8.4
		45-01205	60	1665	55.0	30' -1"	9.2
		45-01206	60	1904	62.9	32' -9"	10.0
15	4.6	45-01532	45	1282	42.3	19' -2"	5.8
		45-01533	45	1657	54.7	21' -10"	6.7
		45-01534	45	2031	67.1	24' -6"	7.5
		45-01535	45	2406	79.4	27' -2"	8.3
		45-01536	45	2781	91.8	29' -10"	9.1
		45-01537	45	3155	104.2	32' -6"	9.9
15	4.6	45-01538	45	3530	116.6	35' -2"	10.7
		45-01502	60	1661	54.8	25' -10"	7.9
		45-01503	60	2034	67.2	28' -6"	8.7
		45-01504	60	2407	79.5	31' -2"	9.5
		45-01505	60	2780	91.8	33' -10"	10.3
		45-01506	60	3153	104.1	36' -6"	11.1
		45-01507	60	3526	116.4	39' -2"	11.9

DIAMETER		MODEL NUMBER	HOPPER ANGLE	MAXIMUM CAPACITY*		OVERALL HEIGHT	
FEET	METERS			BUSHEL	M ³	FT. / IN.	METERS
18	5.5	45-01832	45	1987	65.6	21' -7"	6.6
		45-01833	45	2527	83.4	24' -3"	7.4
		45-01834	45	3066	101.2	26' -11"	8.2
		45-01835	45	3606	119.1	29' -7"	9.0
		45-01836	45	4145	136.9	32' -3"	9.8
		45-01837	45	4685	154.7	34' -11"	10.6
		45-01838	45	5224	172.5	37' -7"	11.5
		21	6.4	45-02132	45	2936	96.9
45-02133	45			3670	121.2	26' -8"	8.1
45-02134	45			4405	145.4	29' -4"	8.9
45-02135	45			5139	169.7	32' -0"	9.8
45-02136	45			5874	193.9	34' -8"	10.6
45-02137	45			6608	218.2	37' -4"	11.4
45-02138	45			7342	242.4	40' -0"	12.2

*Maximum Capacity for a bin allows for grain to be at the normal (28-degree) angle of repose, starting one inch (2.5 centimeters) below the eave. The grain capacities listed above are based on ASAE Standard: ASAE S413, plus a compaction factor of 6%. **Standard farm holding bin roof peak capacity** is 2,000 pounds (907 kilograms). In the pursuit of PRODUCT LEADERSHIP™, we reserve the right to change specifications without prior notice.

NOTE: Hopper-bottom bins and silos are designed for the storage of free-flowing materials only. Soybean meal, meat scraps, and many other materials are **NOT** considered free-flowing and must use approved unloading equipment. Call Brock Grain Systems for approved unloading equipment. Any questions regarding the flowability of different materials should be directed to the material manufacturer.

Because you will customize your grain storage system to your unique needs, not all potentially dangerous or harmful situations can be identified by Brock Grain Systems at the time the silo components and accessories are manufactured. Therefore, it is essential that you think safety first and pay close attention to all possible hazards within your storage systems.

Need More Capacity? Ask About Brock's Commercial Hopper-Bottom Bins In Diameters From 15 to 36 Feet.



Brock Grain Systems • A Division of CTB, Inc.
 Milford, IN • Kansas City, MO • Frankfort, IN
 Phone: 574-658-4191 • Fax: 574-658-4133
 E-Mail: brock@brockmfg.com • Internet: www.brockmfg.com
 International inquiries call: 1-574-658-9323