

SWING-AWAY

PORTABLES WITH FLEX HOPPER



Complimented by Comparison



SWING-AWAY PORTABLE AUGERS.

CHOICE OF DRIVES: GEAR or HYDRAULIC



The **HYDRAULIC Drive** is a simple drive mechanism that uses your tractor hydraulics to power the swing out hopper. Available only on 8" and 10" models.

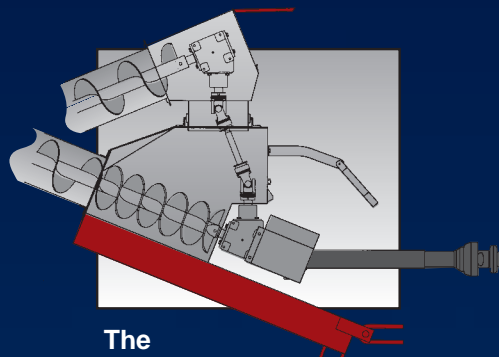


The **Hydraulic Motor Flex Coupler** is installed between the hydraulic motor and inclined screw and is easily accessible. This coupler helps absorb the initial start-up shock load on the flight.

The **GEAR Drive** utilizes the tractor PTO to power the main auger and swing out hopper. The large boot area provides unrestricted grain flow at maximum capacity.



Features like fully hydraulic lift and your choice of drives make Hutchinson the industry's premier auger line.



The power is transferred through the PTO to the main auger and swing-out hopper. A spring loaded door on the swing-out protects the main auger from overloading.



The **Constant Velocity (CV) PTO** automatically adjusts at all operating auger angles to provide smooth operation. A shear mechanism is a standard feature of the (CV) PTO, which provides overload protection for the auger.

Capacities and lengths designed for your operational needs.

DIA.	CAPACITY	LENGTHS
8"	3200 BPH	52', 62', 72'
10"	4500 BPH	52', 62', 72', 82'
12"	7000 BPH	62', 72', 82'

8", 10" and 12" Features

- Available in durable **GALVANIZED** or painted finish. (Most offer only a painted finish. Painted available in 8" and 10" only.)
- The **Swing-Away Flex-Hopper** is secured to either side of the main tube for transport.
- All gear drives are oil bath enclosed.
- Relief door in swing out hopper is secured by spring-loaded clips to protect the main auger from overloading.
- Spindle wheel hubs with tapered bearings provide smooth, reliable transport.
- The 10" x 82' model features 12 gauge housing and 35R drive line as standard equipment.

OPTIONAL SIDE DRIVE Exclusive on 8" and 10" models.



Where space is a problem, the **Optional Side Drive** allows the tractor to be operated at a right angle to the auger. This allows the swing out hopper to be operated in line with the main auger.

OPTIONAL CORN SCREENS



The **Optional Corn Screens** are mounted to the inclined tube of the swing out hopper, they remove unwanted fines from your grain. The covers provide weather protection or cover the screens when fines removal is not necessary.

12" EXCLUSIVE FEATURE



Gear Drive with Intake Support Wheel
A convenient fold-away wheel is standard on the 12" to help maintain proper (CV) PTO angle and to maintain a low auger inlet hopper.

TUBE AND UNDERCARRIAGE



The **Main Tube** features galvanized steel for rugged dependability and extended life. All galvanized finishes must meet our stringent coating and quality standards. Painted finish available upon request.

The **Articulated Undercarriage with Hydraulic Cylinder Lift System** takes the work out of raising and lowering the auger by utilizing the tractor hydraulic system. The sturdy undercarriage is designed with a combination of round and rectangular tubing and steel trussing.



Maximum-protection safety equipment is part of every unit.

HOPPER OPTIONS & FEATURES

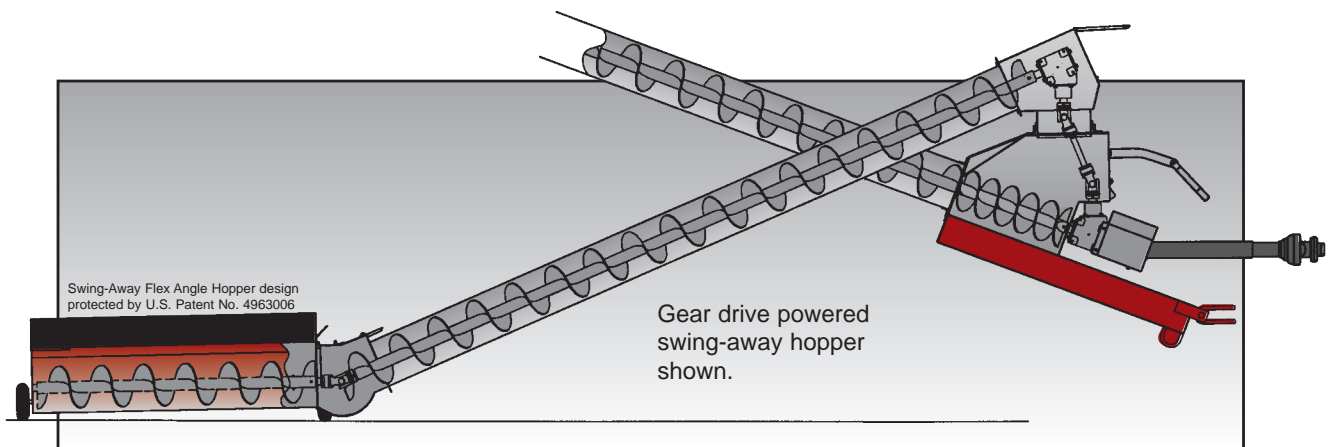
STANDARD HOPPER

The Standard Hopper features a V-Hopper single screw design for excellent capacity and complete clean-out. The three hopper wheels allow easy mobility so the hopper can be quickly positioned.




LOW-PROFILE HOPPER

The all new Low-Profile Hopper features a "minimum height" design that enables it to be positioned in unloading situations with limited space. The Low-Profile Hopper is only available on 10" and 12" models.



The Swing Away Hopper can be operated on either side of the main auger or in line with the auger when utilizing the optional side drive kit.

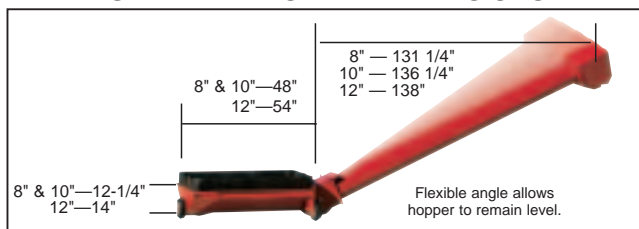


For transport, the **Swing-Away Flex Hopper** can be placed on either the right or left side of the main auger. The lift arm can quickly be switched to the other side of the main auger. The Flex Hopper is transported in a near vertical position for ease of clean out and to keep moisture from accumulating in the hopper.

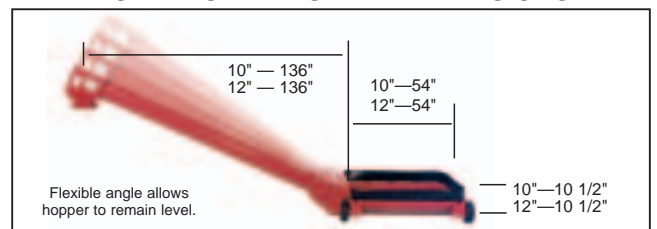


The Hutchinson Flex Angle design is unique in the industry, allowing the hopper to remain almost horizontal regardless of auger operating angle. The hinged cover permits easy service to the U-Joint.

STANDARD HOPPER DIMENSIONS



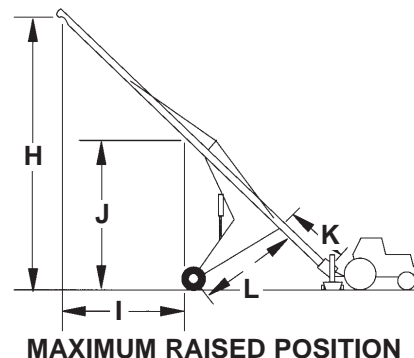
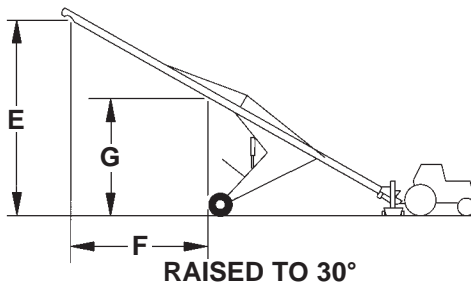
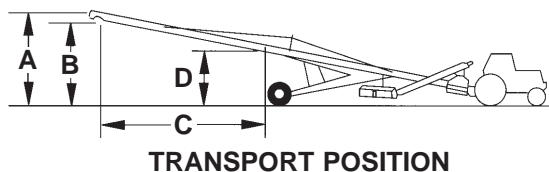
LOW-PROFILE HOPPER DIMENSIONS



SWING-AWAY PORTABLE AUGER

OPERATING HEIGHTS AND GENERAL DIMENSIONS

8" & 10" DIMENSIONS

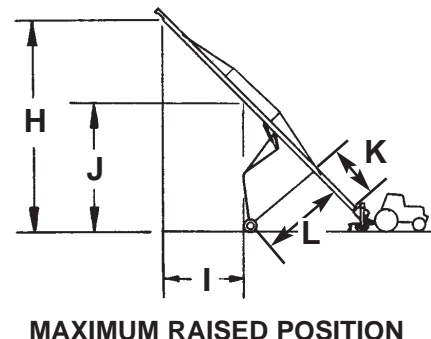
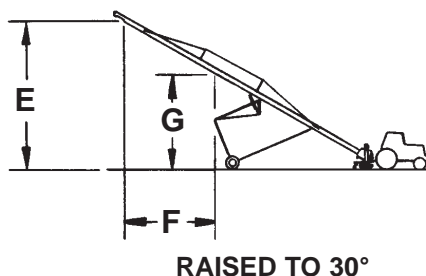
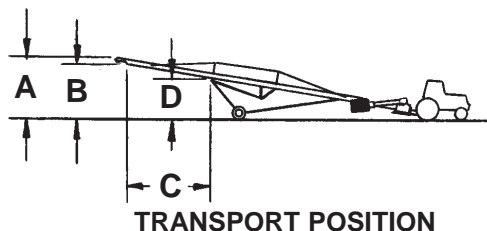


AUGER SIZE	OVERALL HEIGHT DURING TRANSPORT	DISCHARGE HEIGHT TRANSPORT POSITION	CLOSEST POINT TO BIN TRANSPORT POSITION	FREE CLEARANCE ABOVE WHEELS TRANSPORT POSITION	DISCHARGE HEIGHT AT 30°	CLOSEST POINT TO BIN AT 30°	FREE CLEARANCE ABOVE WHEELS AT 30°	DISCHARGE HEIGHT MAXIMUM POSITION	CLOSEST POINT TO BIN MAXIMUM POSITION	FREE CLEARANCE ABOVE WHEELS MAXIMUM POSITION	DISTANCE FROM INTAKE TO UNDER-CARRIAGE MOUNT	LENGTH OF LOWER UNDER-CARRIAGE ARM
	A	B	C	D	E	F	G	H	I	J	K	L
8" x 52'	11'-11"	11'-0"	26'-10"	6'-1"	27'-10"	23'-0"	14'-6"	39'-0"	18'-1"	20'-6"	12'-0"	12'-10"
8" x 62'	12'-8"	11'-9"	31'-7"	6'-7"	33'-0"	27'-6"	16'-11"	45'-0"	22'-4"	23'-5"	14'-1"	15'-4"
8" x 72'	13'-10"	12'-11"	36'-6"	7'-4"	37'-8"	31'-7"	19'-5"	52'-8"	25'-0"	27'-8"	16'-8"	18'-2"
10" x 52'	12'-1"	10'-11"	26'-6"	6'-1"	27'-8"	22'-8"	14'-6"	38'-9"	17'-10"	20'-6"	12'-0"	12'-10"
10" x 62'	12'-10"	11'-8"	31'-3"	6'-7"	32'-10"	27'-2"	16'-11"	44'-10"	22'-1"	23'-5"	14'-1"	15'-4"
10" x 72'	14'-0"	12'-10"	36'-2"	7'-4"	37'-6"	31'-3"	19'-5"	52'-6"	24'-9"	27'-8"	16'-8"	18'-2"
10" x 82'	15'-6"	14'-4"	39'-8"	7'-9"	42'-10"	34'-7"	21'-10"	53'-7"	30'-10"	26'-9"	17'-3"	21'-4"
12" x 62'	12'-6"	11'-0"	26'-5"	7'-0"	31'-4"	22'-2"	19'-4"	44'-0"	20'-0"	25'-4"	9'-9"	14'-1"
12" x 72'	14'-4"	12'-6"	31'-0"	7'-7"	36'-4"	25'-3"	22'-0"	51'-0"	23'-4"	28'-6"	11'-10"	16'-6"
12" x 82'	15'-0"	13'-6"	33'-9"	8'-5"	41'-6"	30'-9"	25'-5"	57'-0"	26'-4"	31'-4"	14'-5"	18'-10"

* 40° maximum angle as opposed to 45° maximum on other units.

IMPORTANT: Keep all shields and safety devices in place at all times. Observe all safety signs and warnings shown on the product and in the operator's manual. Hutchinson reserves the right to change design and/or specifications without notice or obligation.

12" DIMENSIONS



Call Toll-Free

1-800-523-6993

For more information.



Distributed by:

P.O. Box 629 • Clay Center, KS 67432
Ph. (785) 632-2161 • FAX (785) 632-5964
www.hutchweb.com